

Uso del sitio

| | |
|---------------------------------|--|
| 661.191 Visitas | 57,61% Porcentaje de rebote |
| 1.690.053 Páginas vistas | 00:02:25 Promedio de tiempo en el sitio |
| 2,56 Páginas/visita | 29,01% Porcentaje de visitas nuevas |

Visión general de usuarios

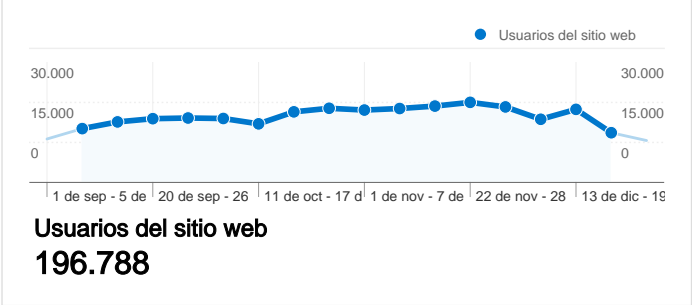
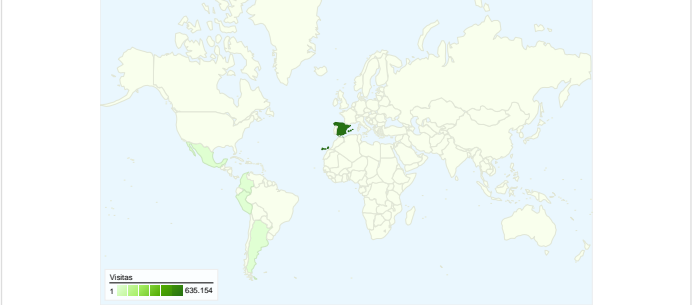
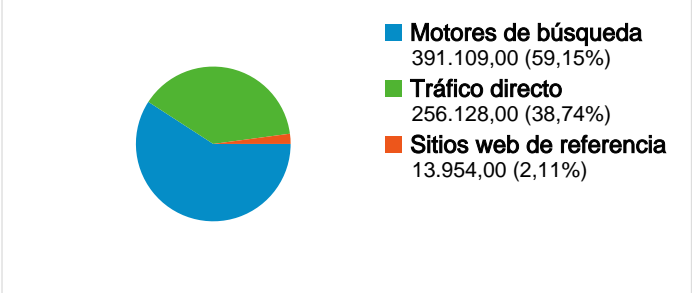


Gráfico de visitas por ubicación world



Visión general de las fuentes de tráfico

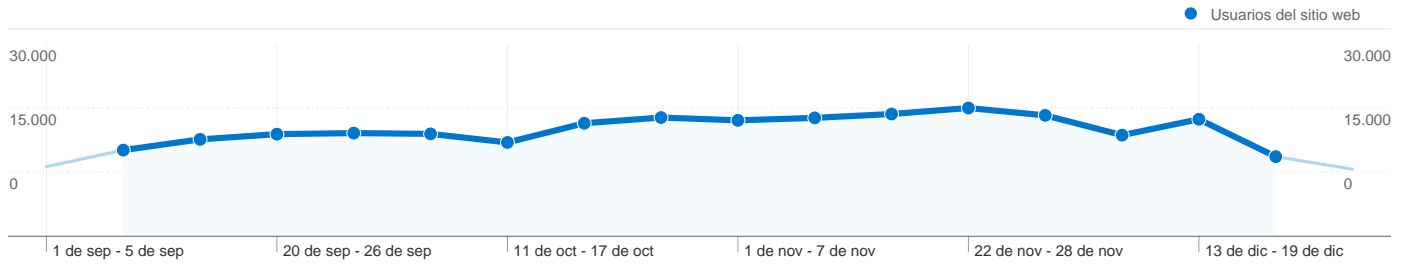


Visión general del contenido

| Páginas | Páginas vistas | Porcentaje de páginas vistas |
|----------------------------|----------------|------------------------------|
| /índex.htm | 710.123 | 42,02% |
| /f-ofertas.htm | 31.005 | 1,83% |
| /cuadro-textos.htm | 20.249 | 1,20% |
| /opositores/1principal.htm | 19.763 | 1,17% |
| /RESOLUCIONES/2009- | 19.526 | 1,16% |

Visión general de usuarios

En comparación con: Sitio



196.788 usuarios han visitado este sitio.

661.191 Visitas

196.788 Usuario único absoluto

1.690.053 Páginas vistas

2,56 Promedio de páginas vistas

00:02:25 Tiempo en el sitio

57,61% Porcentaje de rebote

29,01% Nuevas visitas

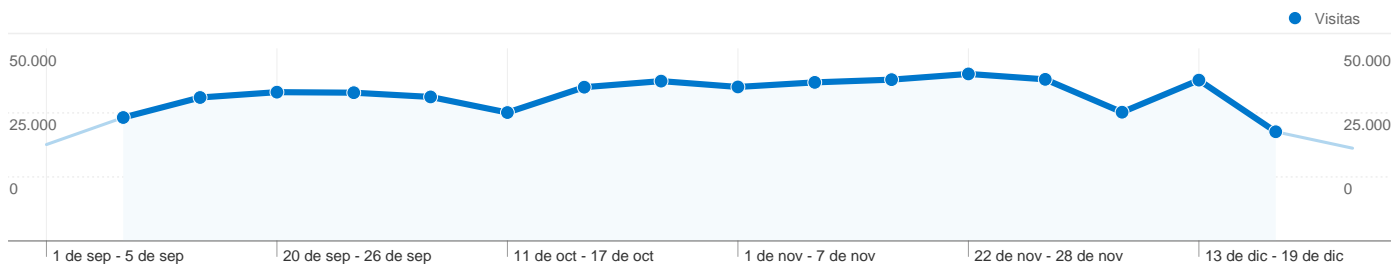
Perfil técnico

| Navegador | Visitas | Porcentaje de visitas | Velocidad de conexión | Visitas | Porcentaje de visitas |
|-------------------|---------|-----------------------|-----------------------|---------|-----------------------|
| Internet Explorer | 570.390 | 86,27% | Unknown | 359.702 | 54,40% |
| Firefox | 61.242 | 9,26% | DSL | 178.066 | 26,93% |
| Safari | 14.809 | 2,24% | T1 | 70.142 | 10,61% |
| Chrome | 11.625 | 1,76% | Cable | 50.839 | 7,69% |
| Opera | 1.478 | 0,22% | Dialup | 2.379 | 0,36% |

Visión general de las fuentes de tráfico

01/09/2009 - 31/12/2009

En comparación con: Sitio

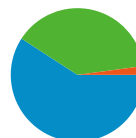


Todas las fuentes de tráfico han enviado un total de 661.191 visitas.

38,74% Tráfico directo

2,11% Sitios web de referencia

59,15% Motores de búsqueda



Motores de búsqueda
391.109,00 (59,15%)

Tráfico directo
256.128,00 (38,74%)

Sitios web de referencia
13.954,00 (2,11%)

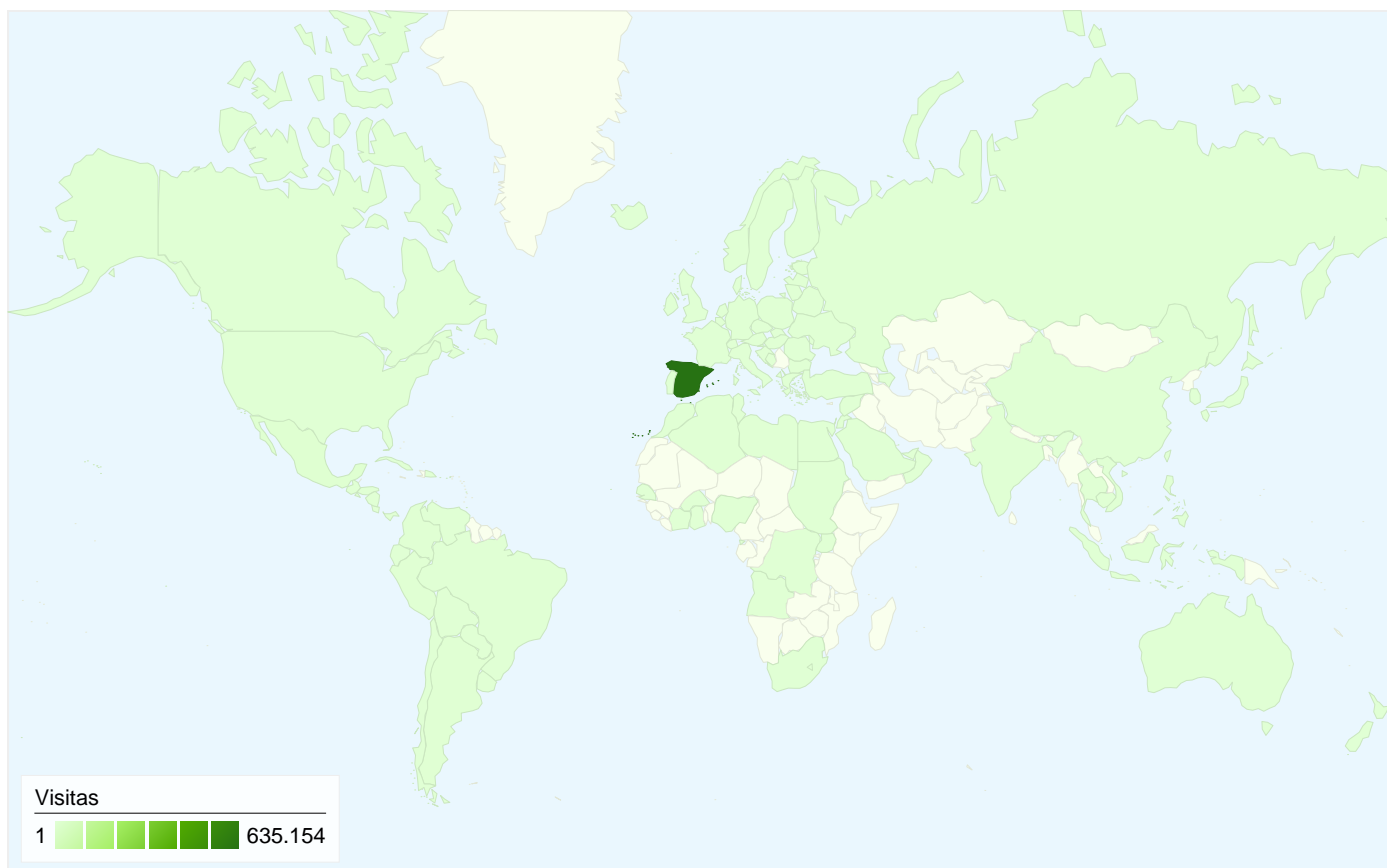
Fuentes de tráfico principales

| Fuentes | Visitas | Porcentaje de visitas |
|-------------------------------|---------|-----------------------|
| google (organic) | 377.344 | 57,07% |
| (direct) ((none)) | 256.128 | 38,74% |
| search (organic) | 4.979 | 0,75% |
| yahoo (organic) | 3.685 | 0,56% |
| foroswebgratis.com (referral) | 3.474 | 0,53% |

| Palabras clave | Visitas | Porcentaje de visitas |
|------------------------------|---------|-----------------------|
| notarios y registradores | 39.234 | 10,03% |
| notariosyregistradores | 15.224 | 3,89% |
| notariosyregistradores.com | 8.089 | 2,07% |
| extincion de condominio | 2.752 | 0,70% |
| www.notariosyregistradores.c | 2.517 | 0,64% |

Gráfico de visitas por ubicación

En comparación con: Sitio



661.191 visitas provinieron de 110 países/territorios.

Uso del sitio

| País/territorio | Visitas | Páginas/visita | Promedio de tiempo en el sitio | Porcentaje de visitas nuevas | Porcentaje de rebote |
|--------------------|---------|----------------|--------------------------------|------------------------------|----------------------|
| Spain | 635.154 | 2,60 | 00:02:28 | 26,62% | 56,60% |
| Mexico | 6.022 | 1,28 | 00:00:47 | 93,87% | 86,20% |
| Peru | 2.620 | 1,33 | 00:00:53 | 94,16% | 84,27% |
| Argentina | 2.460 | 1,32 | 00:00:39 | 93,58% | 86,87% |
| Colombia | 2.373 | 1,31 | 00:00:43 | 95,28% | 85,76% |
| Venezuela | 1.799 | 1,28 | 00:00:47 | 93,50% | 85,66% |
| Germany | 1.302 | 2,75 | 00:02:26 | 46,70% | 56,22% |
| Ecuador | 1.149 | 1,26 | 00:01:09 | 92,69% | 84,77% |
| United Kingdom | 1.051 | 2,37 | 00:02:01 | 50,62% | 62,32% |
| Chile | 804 | 1,28 | 00:00:40 | 93,53% | 83,83% |
| United States | 596 | 1,59 | 00:01:04 | 82,38% | 80,37% |
| Dominican Republic | 486 | 1,27 | 00:01:00 | 91,36% | 87,04% |

| | | | | | |
|----------------|-----|------|----------|---------|---------|
| Ireland | 475 | 1,02 | 00:00:01 | 98,74% | 98,95% |
| France | 448 | 1,44 | 00:01:21 | 80,58% | 81,47% |
| Bolivia | 411 | 1,36 | 00:01:17 | 94,40% | 84,91% |
| Guatemala | 385 | 1,33 | 00:01:01 | 91,43% | 85,19% |
| El Salvador | 353 | 1,21 | 00:00:30 | 96,88% | 87,82% |
| Panama | 287 | 1,20 | 00:00:30 | 94,08% | 91,29% |
| Italy | 284 | 1,88 | 00:01:14 | 75,00% | 75,35% |
| Nicaragua | 212 | 2,03 | 00:03:46 | 88,68% | 78,30% |
| Netherlands | 206 | 2,11 | 00:01:51 | 64,08% | 68,45% |
| Puerto Rico | 193 | 1,28 | 00:00:42 | 92,75% | 88,08% |
| Andorra | 192 | 2,42 | 00:01:27 | 52,08% | 50,00% |
| Costa Rica | 187 | 1,22 | 00:00:40 | 96,26% | 87,17% |
| Paraguay | 149 | 1,19 | 00:00:34 | 91,28% | 87,92% |
| Belgium | 143 | 2,33 | 00:02:05 | 76,22% | 62,94% |
| Switzerland | 143 | 1,58 | 00:01:04 | 85,31% | 73,43% |
| Uruguay | 135 | 1,20 | 00:00:36 | 93,33% | 86,67% |
| Brazil | 120 | 2,18 | 00:01:25 | 70,00% | 71,67% |
| Portugal | 96 | 1,50 | 00:01:02 | 85,42% | 77,08% |
| (not set) | 82 | 1,79 | 00:03:29 | 60,98% | 57,32% |
| Honduras | 75 | 1,55 | 00:02:22 | 92,00% | 74,67% |
| Cuba | 56 | 1,20 | 00:01:20 | 94,64% | 91,07% |
| Canada | 56 | 1,14 | 00:00:34 | 92,86% | 92,86% |
| Poland | 49 | 1,24 | 00:01:23 | 91,84% | 87,76% |
| Morocco | 48 | 1,81 | 00:01:46 | 89,58% | 75,00% |
| Sweden | 47 | 2,91 | 00:02:11 | 80,85% | 76,60% |
| Norway | 43 | 4,40 | 00:02:50 | 67,44% | 65,12% |
| Austria | 35 | 4,37 | 00:05:06 | 77,14% | 62,86% |
| Russia | 34 | 1,18 | 00:00:12 | 85,29% | 97,06% |
| Luxembourg | 33 | 1,48 | 00:01:44 | 78,79% | 78,79% |
| Finland | 32 | 2,53 | 00:06:00 | 81,25% | 56,25% |
| Czech Republic | 30 | 1,20 | 00:00:14 | 83,33% | 86,67% |
| South Africa | 28 | 1,96 | 00:01:21 | 10,71% | 57,14% |
| Gibraltar | 26 | 2,23 | 00:02:51 | 38,46% | 57,69% |
| Romania | 24 | 1,08 | 00:00:04 | 91,67% | 91,67% |
| Denmark | 21 | 1,14 | 00:00:56 | 95,24% | 85,71% |
| China | 17 | 1,41 | 00:00:52 | 100,00% | 76,47% |
| Bulgaria | 15 | 1,00 | 00:00:00 | 86,67% | 100,00% |
| Algeria | 13 | 3,00 | 00:03:33 | 46,15% | 46,15% |

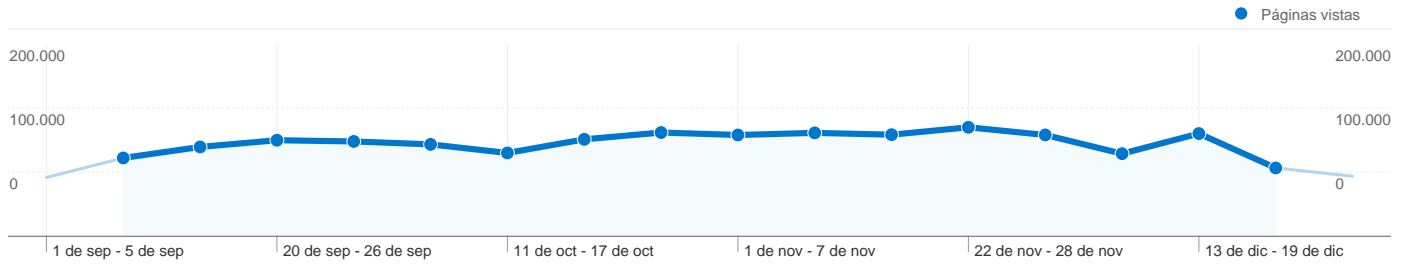
| | | | | | |
|----------------------|----|------|----------|---------|---------|
| Hungary | 12 | 1,83 | 00:01:02 | 75,00% | 66,67% |
| Japan | 10 | 1,40 | 00:02:09 | 100,00% | 70,00% |
| Vietnam | 9 | 3,89 | 00:01:19 | 55,56% | 44,44% |
| French Polynesia | 8 | 2,00 | 00:01:28 | 75,00% | 37,50% |
| Australia | 8 | 2,00 | 00:01:16 | 75,00% | 75,00% |
| Slovakia | 8 | 1,50 | 00:00:43 | 87,50% | 62,50% |
| Nigeria | 8 | 1,12 | 00:00:03 | 62,50% | 87,50% |
| Thailand | 7 | 2,57 | 00:01:02 | 71,43% | 42,86% |
| Philippines | 7 | 1,43 | 00:03:10 | 57,14% | 71,43% |
| Greece | 7 | 1,29 | 00:00:12 | 42,86% | 85,71% |
| Ukraine | 6 | 2,50 | 00:01:00 | 100,00% | 66,67% |
| South Korea | 5 | 1,00 | 00:00:00 | 80,00% | 100,00% |
| Israel | 5 | 1,00 | 00:00:00 | 100,00% | 100,00% |
| United Arab Emirates | 5 | 3,40 | 00:02:05 | 100,00% | 60,00% |
| Saudi Arabia | 4 | 1,00 | 00:00:00 | 75,00% | 100,00% |
| India | 4 | 1,00 | 00:00:00 | 100,00% | 100,00% |
| Côte d'Ivoire | 4 | 1,00 | 00:00:00 | 75,00% | 100,00% |
| Equatorial Guinea | 4 | 1,25 | 00:00:31 | 100,00% | 75,00% |
| Cape Verde | 4 | 1,75 | 00:00:14 | 75,00% | 75,00% |
| Egypt | 3 | 1,67 | 00:00:24 | 33,33% | 33,33% |
| Singapore | 3 | 2,33 | 00:00:56 | 66,67% | 66,67% |
| Qatar | 3 | 1,67 | 00:01:10 | 100,00% | 33,33% |
| Croatia | 3 | 1,00 | 00:00:00 | 100,00% | 100,00% |
| Latvia | 3 | 1,00 | 00:00:00 | 66,67% | 100,00% |
| Turkey | 2 | 1,00 | 00:00:00 | 100,00% | 100,00% |
| Oman | 2 | 3,00 | 00:01:23 | 50,00% | 0,00% |
| Lithuania | 2 | 1,50 | 00:00:29 | 100,00% | 50,00% |
| Moldova | 2 | 1,00 | 00:00:00 | 50,00% | 100,00% |
| Belarus | 2 | 1,00 | 00:00:00 | 100,00% | 100,00% |
| Albania | 2 | 1,00 | 00:00:00 | 100,00% | 100,00% |
| Syria | 2 | 1,00 | 00:00:00 | 0,00% | 100,00% |
| Lebanon | 2 | 1,00 | 00:00:00 | 50,00% | 100,00% |
| Jordan | 2 | 1,00 | 00:00:00 | 100,00% | 100,00% |
| Senegal | 2 | 1,50 | 00:00:01 | 100,00% | 50,00% |
| Indonesia | 2 | 1,00 | 00:00:00 | 100,00% | 100,00% |
| Slovenia | 2 | 3,50 | 00:07:54 | 100,00% | 0,00% |
| Serbia | 2 | 1,00 | 00:00:00 | 100,00% | 100,00% |
| Hong Kong | 2 | 1,00 | 00:00:00 | 100,00% | 100,00% |

| | | | | | |
|---------------------|---|------|----------|---------|---------|
| Isle of Man | 2 | 3,00 | 00:00:31 | 100,00% | 50,00% |
| Trinidad and Tobago | 2 | 1,50 | 00:00:51 | 100,00% | 50,00% |
| Malta | 1 | 1,00 | 00:00:00 | 100,00% | 100,00% |
| Azerbaijan | 1 | 9,00 | 00:03:57 | 100,00% | 0,00% |
| Ghana | 1 | 1,00 | 00:00:00 | 100,00% | 100,00% |
| Taiwan | 1 | 1,00 | 00:00:00 | 100,00% | 100,00% |
| Sudan | 1 | 1,00 | 00:00:00 | 100,00% | 100,00% |
| Jersey | 1 | 1,00 | 00:00:00 | 100,00% | 100,00% |
| Congo [DRC] | 1 | 1,00 | 00:00:00 | 100,00% | 100,00% |
| New Zealand | 1 | 1,00 | 00:00:00 | 100,00% | 100,00% |
| Iceland | 1 | 1,00 | 00:00:00 | 100,00% | 100,00% |
| Angola | 1 | 1,00 | 00:00:00 | 100,00% | 100,00% |

1 - 100 de 110

Visión general del contenido

En comparación con: Sitio



Las páginas de este sitio se han visitado un total de **1.690.053** veces.

1.690.053 Páginas vistas

1.249.995 Visitas únicas

57,61% Porcentaje de rebote

Contenido principal

| Páginas | Páginas vistas | Porcentaje de páginas vistas |
|-----------------------------------|----------------|------------------------------|
| /Índex.htm | 710.123 | 42,02% |
| /f-ofertas.htm | 31.005 | 1,83% |
| /cuadro-textos.htm | 20.249 | 1,20% |
| /opositores/1principal.htm | 19.763 | 1,17% |
| /RESOLUCIONES/2009-SEPTIEMBRE.htm | 19.526 | 1,16% |